

~~SECRET~~  
ORCON/NOFORN

INSCOM

GRILL FLAME

PROJECT

SESSION REPORT

CLASSIFIED BY: Director, DIA  
REVIEW ON: 30 Apr 99  
EXTENDED BY: Director, DIA  
REASON: 2-301-C(3)(6)

~~SECRET~~ GRILL FLAME

~~SECRET~~

SUMMARY ANALYSIS

REMOTE VIEWING (RV) SESSION XI

1. (S) This report provides documentation of a remote viewing session conducted for the purpose of orienting a remote viewer to the protocol which will be used in the remote viewing training program at Stanford Research Institute (SRI), Menlo Park, California.

2. (S) The remote viewer's impressions showed a great deal of correlation to the behavior of the "outbounder" or "beacon" during his time away from the viewing room. The viewer's principle images were as follows:

- a. A bell shaped object.
- b. An impression of taste as though the "beacon" had been eating or drinking.
- c. A separate impression concerning coffee.
- d. A bell clapper.
- e. A feeling that the "beacon" was inside the target.
- f. A plaid pattern of green and yellow. (This was a post-session image. See explanation below.)

On his way to the preselected target, the "beacon" stopped at a 7-11 Store and purchased and ate a candy bar. While in the 7-11 he was attracted to a large bell shaped jar on the check-out counter. The "beacon" showed a great deal of interest in this jar and examined it very carefully. The jar was filled with water and had coins on the bottom. As a component part of this apparatus the jar had a string hanging down inside connected to a small glass. The whole configuration resembled a large bell with a clapper. The object of this apparatus was to drop a coin through the top of the bell shaped jar and try to make the coin land in the small glass inside. The proceeds from this gimmick go to charity but the interesting thing is that if one succeeds in landing a coin in the small glass he then wins a free

~~SECRET~~

~~SECRET~~

cup of coffee. All of this in conjunction with the fact that the "beacon" was eating a candy bar while he was examining the bell shaped jar appears to indicate that the remote viewer focused on the 7-11 portion of the "beacon's" behavior. After leaving the 7-11, the "beacon" proceeded to the designated target where he looked at a VW bus with a green and yellow plaid interior. The viewer image correlation with this was not expressed until after the session was over and the participants were getting ready to travel to the target.

3. (S) The protocol used for this session and which will be used in later training is detailed in the document, Standard Remote-Viewing Protocol (Local Targets) by Harold E. Puthoff and Russell Targ, November 1978.

4. (S) Following is a transcript of the viewer's impressions during the remote viewing session. At TAB A are drawings made by the viewer reference his impressions of the target site. At TAB B are photographs of the target site. At TAB C is a post-session interview.

~~SECRET~~

~~SECRET~~

TRANSCRIPT

REMOTE VIEWING (RV) SESSION XI

TIME #66: This will be a remote viewing session. (Edited for security.)

PAUSE

#66: Okay, #14, #43.5 has arrived at the site and he is observing the area.

PAUSE

#66: Look at the target with him. . .

PAUSE

#66: And describe. . . the area . . . to me.

PAUSE

+05 #14: I feel there is something large. . . and rather bell-shaped; but not really.

PAUSE

#14: I'm feeling something. . . very unusual.

#66: Describe. . .

#14: But somehow, I'm also. . . tasting something.

#66: Describe it.

PAUSE

#14: He must have been eating something or drinking something.

PAUSE

#66: Look around the area. Describe the area to me.

PAUSE

#14: Huh. Unfortunately, all I see are legs attached to the shoes out there.

~~SECRET~~

~~SECRET~~

+09 #66: Describe your impressions about the target area.  
Is #43.5 inside or outside?

PAUSE

#14: I believe he's inside, but that may be . . .  
an analytical type thing.

PAUSE

#14: Let me go back. . . and try to focus. . .  
something. . . to tie it to. . .

#66: Okay.

#14: The bell shape.

PAUSE

#14: He doesn't drink coffee, does he?

PAUSE

#66: Go on.

PAUSE

#14: I have a definite feeling that . . . he ate  
or drank something. And why, coffee, was just  
maybe because I just had a cup of coffee. I  
don't know.

PAUSE

#14: Like I said before, I could. . . could taste.  
. . . In a very unusual feeling. I can't  
describe it. I'm trying to picture it and I  
can't even picture it.

PAUSE

#14: The only images I've had are the bell-shape and  
two. . . corners together.

PAUSE

#66: Let yourself move away from the area. Picture  
in your mind, moving back away from the area.  
Moving back away. . . away further. . . and  
then. . . describe what you see. . .

PAUSE

~~SECRET~~

~~SECRET~~

#14: I'm spending most of my time, naturally, trying not to focus on those footsteps out there.

#66: Um hm.

PAUSE

+14 #66: Let yourself see the target. . . in total . . . away. . . out in front of you. . . or look down on it from above.

PAUSE

#14: I've the feeling I'm there. I'm just not getting any images.

#66: Okay, what are your feelings then, about the target? Emotional feelings. What sensory feelings do you get about the target?

#14: I have . . . What I feel, its an indoor type target.

#66: Okay.

PAUSE

#14: And, I've never. . . ha. . . I've never heard so many footsteps as I have out there today.

#66: Okay.

#14: How about . . . some kind of wing, wing shape.

#66: A wing shape.

PAUSE

#14: And that bell-shape that. . . I had before. . . For some reason, it . . . like a statue. . . statue of a woman sitting. Like in the old days, with the big dresses.

PAUSE

#66: Okay.

PAUSE

#66: Okay. Try one more time now to move away from the target. You are inside now and that means

~~SECRET~~

~~SECRET~~

to move outside of the target. Let yourself  
flow right out of the target. . . .

#14: Well, I think, think #43.5's out. . . anyhow,  
by now.

#66: Okay. Well, let yourself go outside the target.  
Go out and away from it. Back away and the  
image is getting smaller perspective is narrow-  
ing as you're moving back from it. Okay.

PAUSE

#66: Now, kind of let, just drift up, drift up, drift  
up. . . and look down . . . let it all come  
together. . . all the pieces form together. . .  
look down on it . . . look down on the target. . .  
. and describe the area.

PAUSE

#14: Ha ha ha

#66: Okay, its about twenty after. Do you want to  
sit up and draw?

#14: No. Let me try to. . . to focus.

#66: Okay. . . Get that image (not audible) real  
strong.

#14: Those footsteps out there (ha ha ha) are driving  
me up the wall.

#66: Yeah.

#14: But I don't think, I'll have any problem, perhaps,  
going back.

PAUSE

#14: For some reason, I'm just (not audible) . . .

PAUSE

#14: Number One, the bell shape. Number Two, I could  
taste. I had a taste.

~~SECRET~~

~~SECRET~~

#66: Um hm.

#14: I think. . . he ate something, or drank something, . . . or . . . I had a taste of coffee. But, of course, I just had coffee before. . . ah. . . but I remember that. . . a. . . that #43.5 doesn't drink much coffee. So, I don't know why I'd get a taste of coffee.

#14: Then, I had a feeling. And I can't. . . the only way I can describe it, is like being the clapper in a bell. A very, very a. . . I don't know. Its a feeling I've had before. . . in a dream state. But it. . . Also, one of the few images I had today, other than feet and legs, . . .

PAUSE

#14: The predominant thing I came up with was nothing but feet and footsteps today.

#66: Okay, what images did you get when you backed away from the target?

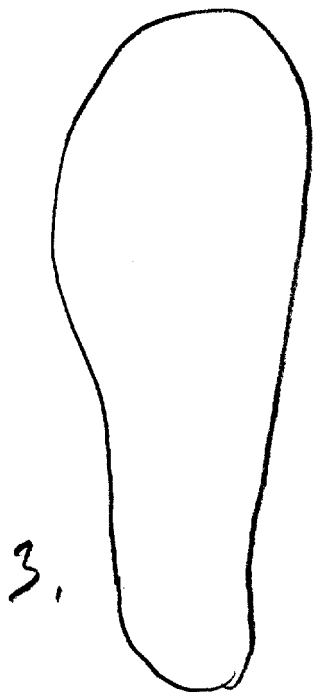
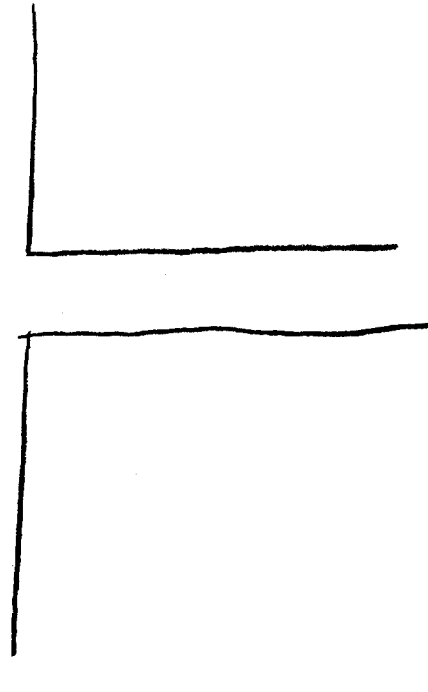

PAUSE


#66: Okay? . . . Is there anything else you want to add?. . . Okay. That'll do it.


~~SECRET~~




# TAB A










OR



# TAB B



# TAB C

~~SECRET~~

POST-SESSION INTERVIEW

REMOTE VIEWING (RV) SESSION XI


1. (S) Post-session interviews are conducted after the completion of a session to provide the selected remote viewer with the opportunity to express himself concerning his viewing experience.
2. (S) #14 was very pleased with this session. He offers no explanation of why he locked in on the 7-11 rather than the designated target. He was very disturbed about the ambient noise in the room. He felt that he could have done much better if the room had been quiet so he could concentrate. On the morning of the session he had slept in late (forgetting that he had to go to work), and was very relaxed almost nonchalant about the session.
3. (S) The relationship between #14 and #66 was comfortable and communicative. #66 was suffering from a sinus headache during the session. He did not relate this fact to #14 and it did not appear to effect the session. #14 and #66 are looking forward to working together in the future.

~~SECRET~~



7-11 STORE  
ROUTE 198  
10 APRIL 1979

Approved For Release 2000/08/07 : CIA-RDP96-00788R000900840001-1



Approved For Release 2000/08/07 : CIA-RDP96-00788R000900840001-1